

Car cleaning WATERLESS – Set




WATERLESS 20I




Spray Matic




Car Duster



Microfiber cloth
dark blue



Microfiber cloth
light blue



Microfiber cloth
black



Washer

1 Filling



Pour undiluted **WATERLESS** into the Spray Matic.



WATERLESS 20I



Spray Matic

2 Pre-cleaning



Wipe the vehicle down with the car duster without applying pressure, working from the top downwards.



Car Duster

3 Building up pressure in the Spray Matic



Use the hand pump to build up sufficient pressure.

Adjust the Spray Matic nozzle by turning until a fine spray mist is obtained.



Spray Matic

4 Spraying on WATERLESS



Now spray **WATERLESS** on uniformly as a fine film, working from the top downwards.

In case of exposure to direct sunlight, only spray small surfaces.

If the vehicle is not particularly dirty only spray on a small amount of product; if it is very dirty, increase the quantity of product which is sprayed on.




Spray Matic

5 Cleaning with the dark blue microfiber cloth



Clean from the top downwards.

Always use clean parts of the cloth. Change the cloths regularly.



Microfiber cloth dark blue


6 Drying with the light blue microfiber cloth



Now rub the vehicle dry, working from the top downwards.

Do not let the product dry out otherwise staining may occur. If that does happen, please repeat the cleaning process.

Always use clean parts of the cloth. Change the cloths regularly.




Microfiber cloth light blue

7 Cleaning the interior with the black microfiber cloth



Spray **WATERLESS** onto the black microfiber cloth until it is moist.



Microfiber cloth black




Spray Matic

8 Cleaning the interior with the black microfiber cloth



Clean with the moist black microfiber cloth.




Microfiber cloth black

9 Cleaning and drying the microfiber cloths



Rinse out with water in the washer and dry.

Change the water quite often and also clean the washer regularly.



Microfiber cloths



Washer